

# 2016 Financial Results

## Balance Sheet

As at December 31, 2016

	2016	2015
<b>ASSETS</b>		
Current Assets:		
Bank	38,796	48,547
Restricted Cash & Term Deposits	644,722	165,086
Accounts Receivable	56,396	35,181
Prepaid Expenses	22,192	7,990
<b>Total Current Assets</b>	<b>762,106</b>	<b>256,804</b>
Restricted Cash & Term Deposits	1,352,720	794,451
Property & Equipment	691,736	557,476
Intangible Assets	10,963	5,034
<b>Total Assets</b>	<b>2,817,525</b>	<b>1,613,765</b>
<b>LIABILITIES</b>		
Current Liabilities:		
Accounts Payable & Accrued Liabilities	246,378	170,529
Current Portion of Long Term Debt	10,968	–
Deferred Revenue	30,391	40,825
Current Portion of Capital Lease Obligation	3,037	3,816
<b>Total Current Liabilities</b>	<b>290,774</b>	<b>215,170</b>
Long Term Debt	47,263	–
Obligation Under Capital Lease	–	3,361
Deferred Capital Contributions	388,190	258,634
<b>Total Liabilities</b>	<b>726,227</b>	<b>477,165</b>
<b>NET ASSETS</b>		
Invested in Property & Equipment, net	655,436	562,510
Charlie Fund - restricted	82,374	62,500
Operating Fund - unrestricted	1,353,488	511,590
	<b>2,091,298</b>	<b>1,136,600</b>
<b>Total Liabilities and Net Assets</b>	<b>2,817,525</b>	<b>1,613,765</b>

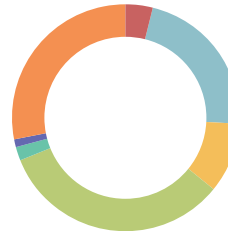
## Statement of Operations









For the year ended December 31, 2016

	2016	2015	
<b>REVENUES</b>			
Adoptions	131,361	131,380	4%
Animal Control	788,700	774,000	22%
General Shelter	361,977	388,490	10%
Other Income	11,378	1,617	0%
Bequests	1,181,082	920,405	33%
Charlie Fund	64,198	56,597	2%
Amortization of Deferred Capital Contributions	18,499	18,323	1%
Fundraising	1,000,304	791,402	28%
<b>Total Revenues</b>	<b>3,557,499</b>	<b>3,082,214</b>	<b>100.0%</b>
<b>EXPENSES</b>			
Animal Care & Protection Services	990,897	950,577	38%
General Shelter	759,386	753,144	29%
Administration	382,357	310,411	15%
Charlie Fund	50,236	31,248	2%
Amortization	71,373	58,085	3%
Interest & Bank Charges	30,080	35,369	1%
Fundraising	316,679	173,237	12%
<b>Total Expenses</b>	<b>2,601,008</b>	<b>2,312,071</b>	<b>100.0%</b>
<b>Excess of Revenues over Expenses</b>	<b>956,491</b>	<b>770,143</b>	

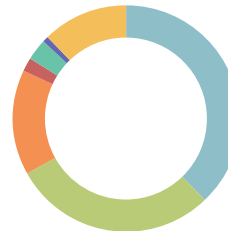
Note: % breakdown relates to 2016 amounts.








### Revenues in 2016



 Adoptions	4%
 Animal Control	22%
 General Shelter	10%
 Other Income	0%
 Bequests	33%
 Charlie Fund	2%
 Amortization of Deferred Capital Contributions	1%
 Fundraising	28%

### Expenses in 2016



 Animal Care & Protection Services	38%
 General Shelter	29%
 Administration	15%
 Charlie Fund	2%
 Amortization	3%
 Interest & Bank Charges	1%
 Fundraising	12%





## **Our Mission: Protect. Care. Educate.**

### **Adopt**

Find your new best friend while giving an animal a second chance at happiness.

### **Volunteer**

Volunteer for us or attend an event. You will have fun and help the 4,000+ animals that we care for every year.

### **Services**

From reuniting lost pets to investigating animal cruelty, OMHS is there 24/7 for animals in distress.

### **Educate**

Day camps, clubs, and dog training: OMHS offers a broad range of programs to engage animal lovers of all ages.

### **Donate**

OMHS relies entirely on donations to feed, shelter, and provide medical care. Joining our "PAW" monthly giving program provides the animals with reliable support every day of the year.

**Every gift is important -  
every dollar helps!**



### **Oakville & Milton Humane Society**

445 Cornwall Road | Oakville, ON, L6J 7S8

905 845 1551 | omhs.ca

Charitable Registration Number - 11906 4350 RR0001

