

2015 Financial Results

Balance Sheet

As at December 31, 2015

	2015	2014
ASSETS		
Current Assets:		
Bank	48,547	—
Restricted Cash & Term Deposits	165,086	128,761
Accounts Receivable	35,181	43,550
Prepaid Expenses	7,990	11,080
Total Current Assets	256,804	183,391
Restricted Cash & Term Deposits	794,451	154,714
Property and Equipment	557,476	591,878
Intangible Assets	5,034	7,194
Total Assets	1,613,765	937,177
LIABILITIES		
Current Liabilities:		
Bank Indebtedness	—	13,525
Accounts Payable & Accrued Liabilities	170,529	167,130
Demand Loan Payable	—	120,000
Deferred Revenue	40,825	18,834
Current Portion of Capital Lease Obligation	3,816	3,805
Total Current Liabilities	215,170	323,294
Capital Lease Obligation	3,361	—
Deferred Capital Contributions	258,634	253,534
Total Liabilities	477,165	576,828
NET ASSETS		
Invested in Property & Equipment	562,510	599,072
Charlie Fund	62,500	32,425
Unrestricted	511,590	(271,148)
	1,136,600	360,349
Total Liabilities and Net Assets	1,613,765	937,177

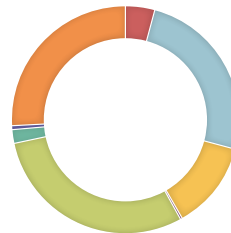
Statement of Operations








For the year ended December 31, 2015

	2015	2014	
REVENUES			
Adoptions	131,380	129,749	4.3%
Animal Control	774,000	794,508	25%
General Shelter	388,490	412,004	12.6%
Other Income	1,617	2,029	0.1%
Bequests	920,405	195,523	29.9%
Charlie Fund	56,597	35,253	1.8%
Amortization of Deferred Capital Contributor	18,323	21,444	0.6%
Fundraising	791,402	744,418	25.7%
Total Revenues	3,082,214	2,334,928	100.0%
EXPENSES			
Animal Care & Protection Services	950,577	907,515	41.1%
General Shelter	753,144	797,121	32.6%
Administration	310,411	305,128	13.4%
Charlie Fund	31,248	36,498	1.4%
Amortization	58,085	62,627	2.5%
Interest & Bank Charges	35,369	31,896	1.5%
Fundraising	173,237	144,560	7.5%
Total Expenses	2,312,071	2,285,345	100.0%
Excess of Revenues over Expenses	770,143	49,583	

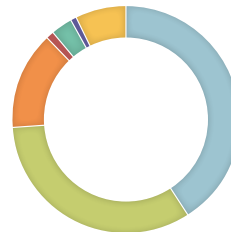
Note: % breakdown relates to 2015 amounts.








Revenues in 2015



 Adoptions	4.3%
 Animal Control	25%
 General Shelter	12.6%
 Other Income	0.1%
 Bequests	29.9%
 Charlie Fund	1.8%
 Amortization of Deferred Capital Contributor	0.6%
 Fundraising	25.7%

Expenses in 2015



 Animal Care & Protection Services	41.1%
 General Shelter	32.6%
 Administration	13.4%
 Charlie Fund	1.4%
 Amortization	2.5%
 Interest & Bank Charges	1.5%
 Fundraising	7.5%

